

Directions for Navigating Survey Data Visualizations on the Office of Academic Effectiveness (OAE) Website

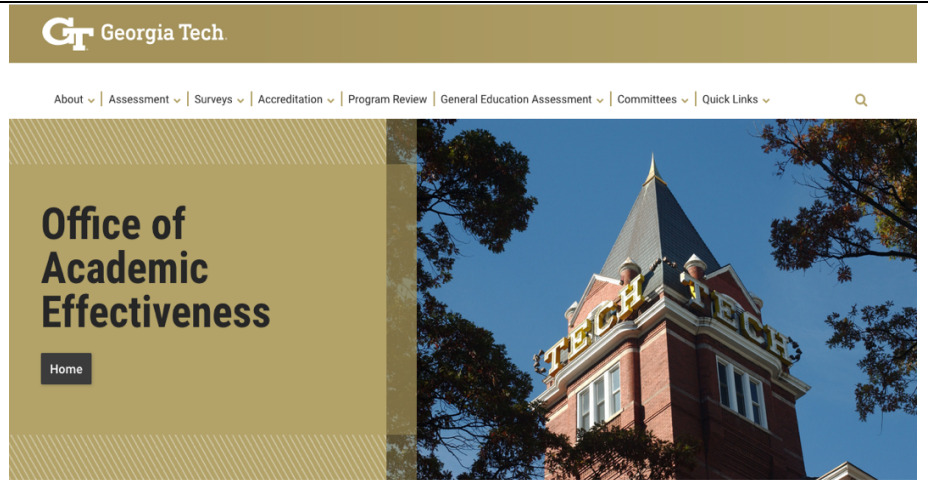
Step 1

The Office of Academic Effectiveness (OAE) survey data visualizations are located at the link below.

[\(https://academiceffectiveness.gatech.edu/\)](https://academiceffectiveness.gatech.edu/)

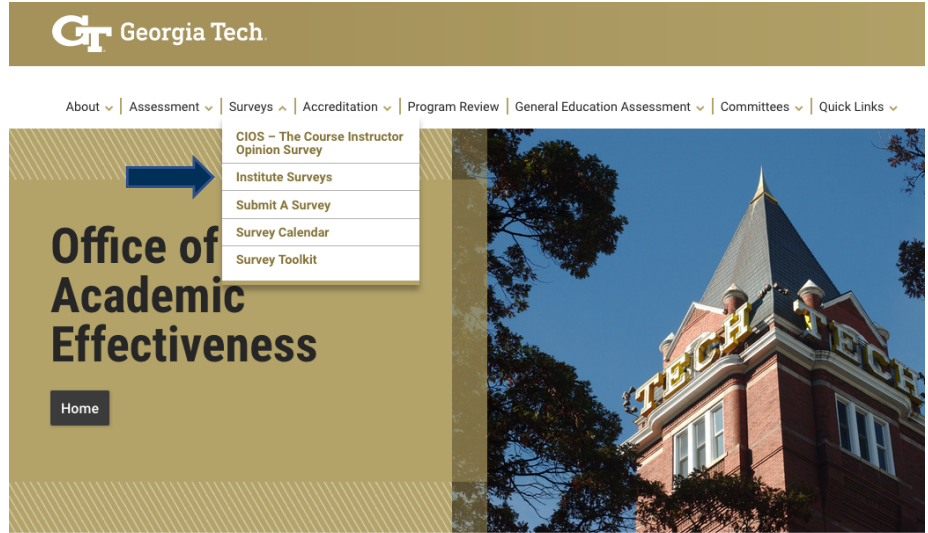
Note: The survey visualizations include the following:

- Exit Surveys (internal to GT only)
 - Undergraduate
 - Masters
 - PhD
- Career & Salary Survey
 - Public view
 - Internal



Step 2

Click on the **“Institute Surveys”** link under the **“Surveys”** menu item:



Step 3
Several surveys are available on this page. The underlined links provide a shortcut to the selected survey.

Institute Surveys

The Office of Academic Effectiveness (OAE) at Georgia Tech is responsible for administering a variety of Institute Surveys. The OAE is the administrator for the following surveys.

Career and Salary Survey

GT Units of Analysis by Degree and Field of Study

Exit Surveys

- Undergraduate Exit Survey
- Graduate Exit Survey (Masters)
- Graduate Exit Survey (PhD)

Survey of Earned Doctorates

CIRP Freshman Survey

National Survey of Student Engagement (NSSE)

Emergency Remote Teaching & Learning Survey

Step 4
Links such as the “2021-2022 Career and Salary Report (Public view)” are open access. All data is cyber security safe for public viewing.

Career and Salary Survey

The Georgia Tech Career Survey is designed to capture students’ post-graduation plans. The survey is administered to graduating students at the end of each semester. Data from the survey provides a summary of employment offers, acceptances, salary offers and signing bonuses. Please note that the results presented are based on self-reported information. In some instances, salaries can vary based on prior work experience, specific desired skills, job location, and other factors.

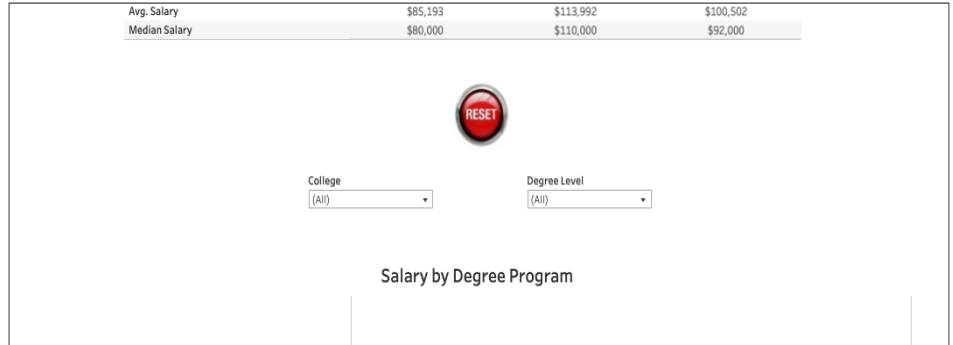
Note: Access to the Tableau tables below is only available to GT employees with FERPA access. For assistance, contact mark.gravitt@registrar.gatech.edu.

- Survey Instrument
- 2021-2022 Survey Report (Tableau)
- 2021-2022 Salary Report (Public view) ←
- 2020-2021 Survey Report (Tableau)
- 2020-2021 Salary Report (Public view) ←

Note: After selecting (Public view) you should see a screen as shown.

Georgia Tech Career Survey Report: AY 2021-2022

The Georgia Tech Career Survey is designed to capture students' post-graduation plans, particularly with regard to employment and further education. The survey is administered to undergraduate and masters-level students at the end of each semester. Data from the survey instrument is used to generate the Salary Report, which provides a summary of employment offers, acceptances, salary offers and signing bonuses presented by major, college, and degree level. It is important to note that the results presented are based on self-reported information. In some instances, reported salaries may vary considerably from year to year. Actual salaries can vary based on prior work experience, specific desired skills, job location, and other factors.



Step 5

Any link with "Tableau" in the name is only accessible by Georgia Tech staff with proper FERPA credentials.

Note: To obtain FERPA access, please contact Mark Gravitt at mark.gravitt@registrar.gatech.edu for assistance.

Career and Salary Survey

The Georgia Tech Career Survey is designed to capture students' post-graduation plan survey is administered to graduating students at the end of each semester. Data from provides a summary of employment offers, acceptances, salary offers and signing bc note that the results presented are based on self-reported information. In some insta salaries can vary based on prior work experience, specific desired skills, job location,

Note: Access to the Tableau tables below is only available to GT employees with FERPA at mark.gravitt@registrar.gatech.edu for assistance.

- [Survey Instrument](#)
- [2021-2022 Survey Report \(Tableau\)](#) ←
- [2021-2022 Salary Report \(Public view\)](#)
- [2020-2021 Survey Report \(Tableau\)](#) ←
- [2020-2021 Salary Report \(Public view\)](#)

Step 6

Depending on the report, there may be multiple tabs of data located in the top menu of the window.

Salary by Degree Program | Salary by State | Salary by Category | Survey Questions

Georgia Tech

Career and Salary Survey Results 2021-2022

Degree Level Summary

	Bachelor's	Master's	Doctorate
Responses by Degree Level	2,249	2,266	354
Response Rate	57.23%	38.27%	64.25%
Avg. Salary	\$85,193	\$113,992	\$100,502
Median Salary	\$80,000	\$110,000	\$92,000

Campus: (All) | College: (All) | Degree Level: Bachelor's (Avg. Salary: \$85,193, Responses by Degree Level: 2,249) | Degree Program: (All)

Gender: (All) | Ethnicity: (All) | Citizenship: (All) | **RESET**

Step 7

The data in these reports can be filtered by specified categories. Please note that once you select a filter, the data automatically updates based on the selected criteria.

Georgia Tech

Career and Salary Survey Results 2021-2022

Degree Level Summary

	Bachelor's	Master's	Doctorate
Responses by Degree Level	2,249	2,266	354
Response Rate	57.23%	38.27%	64.25%
Avg. Salary	\$85,193	\$113,992	\$100,502
Median Salary	\$80,000	\$110,000	\$92,000

Campus: (All) | College: (All) | Degree Level: (All) | Degree Program: (All)

Gender: (All) | Ethnicity: (All) | Citizenship: (All) | **RESET**

Step 8

The "RESET" button will reset all filters:



Career and Salary Survey
Results
2021-2022

Degree Level Summary

	Bachelor's	Master's	Doctorate
Responses by Degree Level	2,249	2,266	354
Response Rate	57.23%	38.27%	64.25%
Avg. Salary	\$85,193	\$113,992	\$100,502
Median Salary	\$80,000	\$110,000	\$92,000

Campus: (All) [v] College: (All) [v] Degree Level: (All) [v] Degree Program: (All) [v]

Gender: (All) [v] Ethnicity: (All) [v] Citizenship: (All) [v] 

Note: If you have questions about navigating the survey data visualizations on the OAE website, please contact the [Office of Academic Effectiveness](#) at oea@gatech.edu.